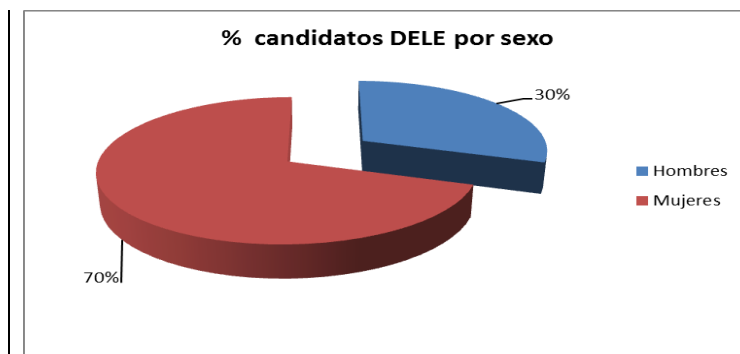


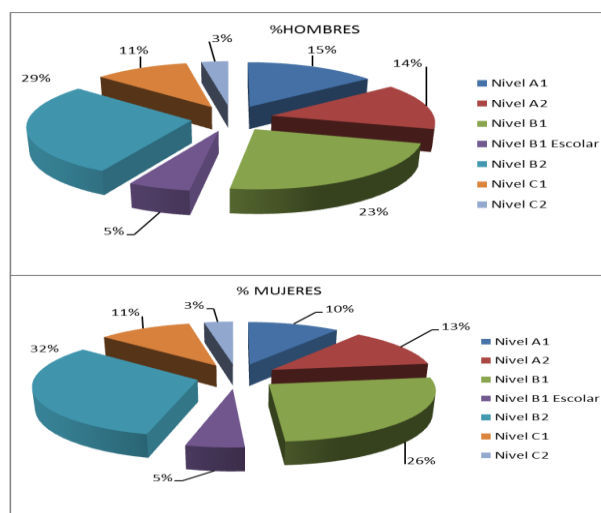
## PORCENTAJE DE INSCRITOS POR SEXO 2013

|         | %   |
|---------|-----|
| Hombres | 30% |
| Mujeres | 70% |



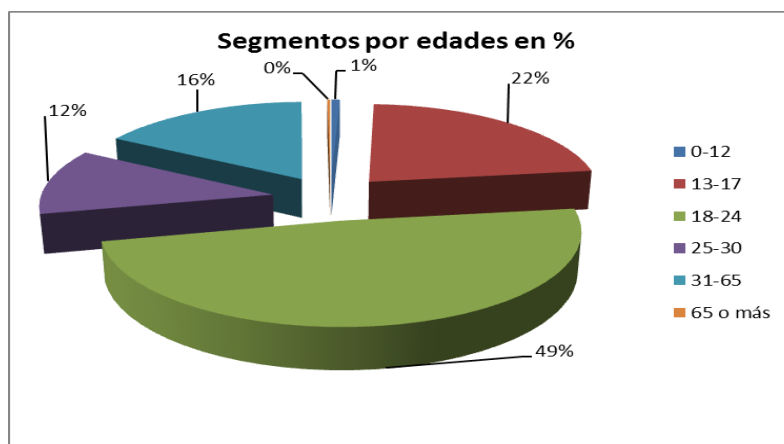
## PORCENTAJE DE INSCRITOS POR EXÁMENES DELE Y SEXO 2013

| % POR EXÁMENES DELE Y SEXO | HOMBRES % | MUJERES % |
|----------------------------|-----------|-----------|
| DELE A1                    | 15%       | 10%       |
| DELE A2                    | 14%       | 13%       |
| DELE B1                    | 23%       | 26%       |
| DELE B1 Esc.               | 5%        | 5%        |
| DELE B2                    | 29%       | 32%       |
| DELE C1                    | 11%       | 11%       |
| DELE C2                    | 3%        | 3%        |



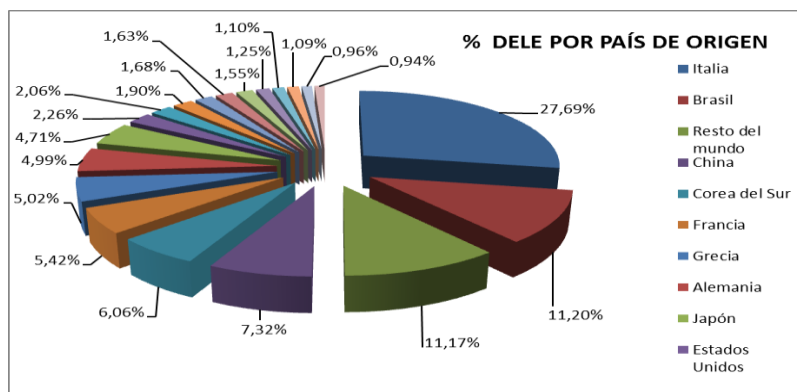
## PORCENTAJE DEL TOTAL DE INSCRITOS POR SEGMENTOS DE EDAD 2013

| EDADES   | %   |
|----------|-----|
| 0-12     | 1%  |
| 13-17    | 22% |
| 18-24    | 49% |
| 25-30    | 12% |
| 31-65    | 16% |
| 65 o más | 0%  |



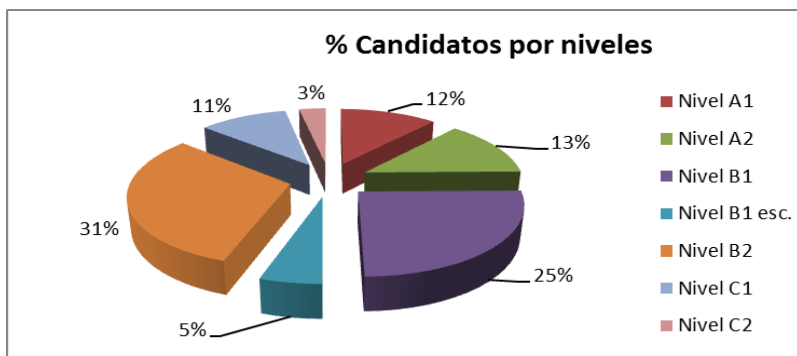
## PORCENTAJE TOTAL DE INSCRITOS DELE POR PAÍS DE ORIGEN 2013

| País            | %      |
|-----------------|--------|
| Italia          | 27,69% |
| Brasil          | 11,20% |
| China           | 7,32%  |
| Corea del Sur   | 6,06%  |
| Francia         | 5,42%  |
| Grecia          | 5,02%  |
| Alemania        | 4,99%  |
| Japón           | 4,71%  |
| Estados Unidos  | 2,26%  |
| Rusia           | 2,06%  |
| Taiwán          | 1,90%  |
| Marruecos       | 1,68%  |
| Suiza           | 1,63%  |
| Rumanía         | 1,55%  |
| Polonia         | 1,25%  |
| India           | 1,10%  |
| Reino Unido     | 1,09%  |
| Portugal        | 0,96%  |
| Turquía         | 0,94%  |
| Resto del mundo | 11,17% |



## PORCENTAJE DEL TOTAL DE INSCRITOS POR EXAMEN DELE 2013

| EXÁMENES DELE | %   |
|---------------|-----|
| DELE A1       | 12% |
| DELE A2       | 13% |
| DELE B1       | 25% |
| DELE B1 esc.  | 5%  |
| DELE B2       | 31% |
| DELE C1       | 11% |
| DELE C2       | 3%  |



## PORCENTAJE DEL TOTAL DE CANDIDATOS APTOS POR EXAMEN DELE 2013

| EXAMEN DELE  | % APTOS |
|--------------|---------|
| DELE A1      | 67%     |
| DELE A2      | 63%     |
| DELE B1      | 64%     |
| DELE B1 esc. | 68%     |
| DELE B2      | 62%     |
| DELE C1      | 59%     |
| DELE C2      | 51%     |
| MEDIA APTOS  | 62%     |

